



SALE PRE OWNED

sea ray 480 sedan bridge

Description

Classic Sea Ray style project, but always current. One of the most beautiful cruise flyers of the time. Surprisingly spacious interior for a boat of this size.

Sliding glass for access to the large lounge, small dinetta for breakfast and integrated entertainment center. Three cabins on the lower level with two bathrooms, crew cabin at the stern.

Excellent hull with all seas. Original furniture and upholstery. Summer winter weather with separate groups.

Navigation equipment:

Rudder angle indicator, Electronic engine control, On-Board Computer.

Staging and technical:

Engine Alarm, Bilge Alarm, Water pressure pump, 6 Batteries, Deck Shower, Directional Spotlight, Hydraulic Flaps, Gangway, Manual Bilge Pump, Entry door, Teak Cockpit, Shorepower connector, Electric Windlass, swimming ladder.

Domestic Facilities onboard:

Warm Water System, Inverter Air Conditioning, 12V Outlets, 220V Outlets.

Entertainment:

DTV, Radio AM/FM, Hi-Fi.

Kitchen and appliances:

Central Vacuum System, Washer/dryer

Specifications

YEAR

1999

WIDTH

4.70

FUEL TANK CAPACITY

900

BATHROOMS

1

ENGINE HOURS

950

LENGTH

14.70

DRAFT

1.10

CABINS

3

ENGINE MANUFACTURER

CAT

HORSE POWER

2 X 670 CV

General

TYPE	BRAND	MODEL	CURRENT LOCATION
Motorboat	sea ray	480 sedan bridge	Italia, liguria

Dimensions / Performance

WEIGHT (T)	FUEL CAPACITY (L)	CRUISING SPEED (ND)	TOP SPEED (ND)
9999.99	900	27	30

Building / facilities

HULL MATERIAL	AMOUNT OF CABINS	BERTHS	BATHROOM(S)
Vetroresina	3	6	1

Engine room

ENGINE	NUMBER OF ENGINES HORSE POWER (CV)	ENGINE HOURS	PROPULSION
CAT	2 x 670	950	4 PALE
FUEL	BOW THRUSTER		
Diesel			

Electricity / air conditioning

ENGINE BATTERY	BATTERY CHARGER	GENERATOR
----------------	-----------------	-----------

Navigation equipment

GPS	RADAR	AUTO PILOT	VHF
NAVIGATION COMPASS	SONAR	WIND INSTRUMENTS	SPEEDOMETER
FLYBRIDGE			

Galley / Laundry / Entertainment


TV

Deck equipment

DECK SHOWER

Safety equipment / miscellaneous


BILGE PUMP

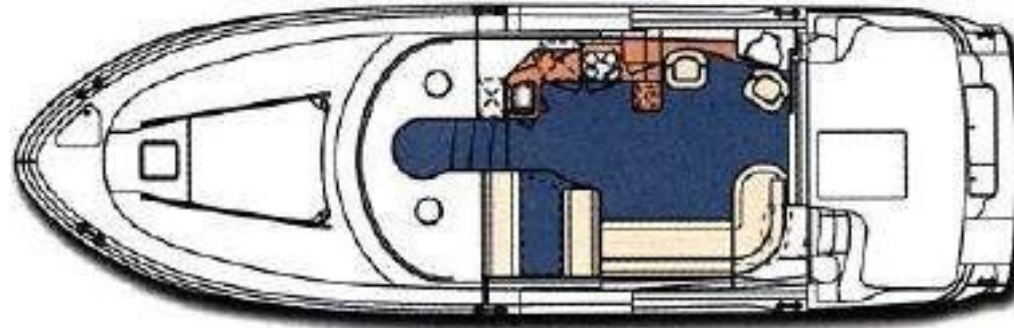




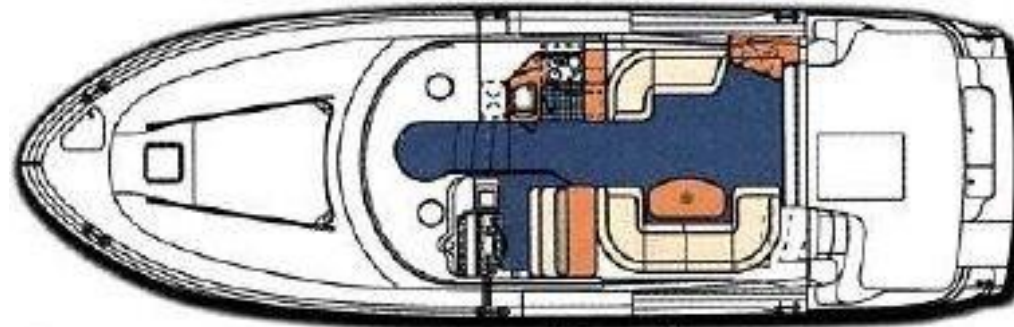




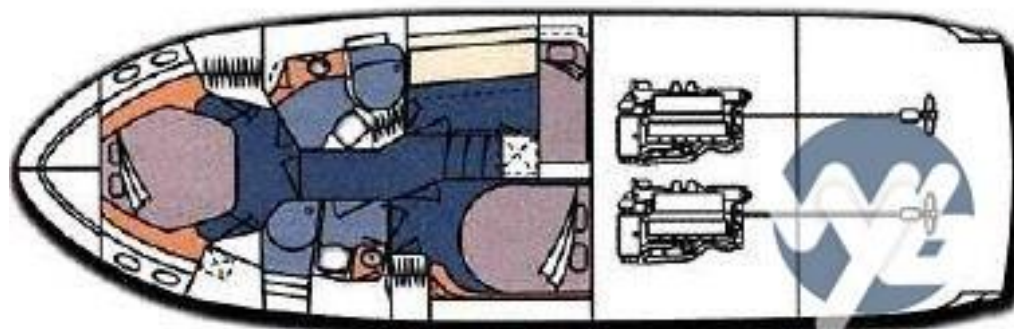




DOMESTIC DECK PLAN (PLAN A)



INTERNATIONAL DECK PLAN (PLAN B)



LOWER FLOOR PLAN