



SALE PRE OWNED

meta Jmf 39

79 000 € ALL TAX INCLUDED

Specifications

YEAR	LENGTH (M)	WIDTH (M)	GUESTS CRUISING
2005	11.92	3.99	6
ENGINE MANUFACTURER	ENGINE HOURS		
Undefined	300		

General

Type other	Brand meta	Model Jmf 39	Guests Cruising 6
---------------	---------------	-----------------	----------------------

Dimensions/performance

Air Draft
10.50

Engine Room

Engine undefined	Engine Hours 300
---------------------	---------------------

Electricity

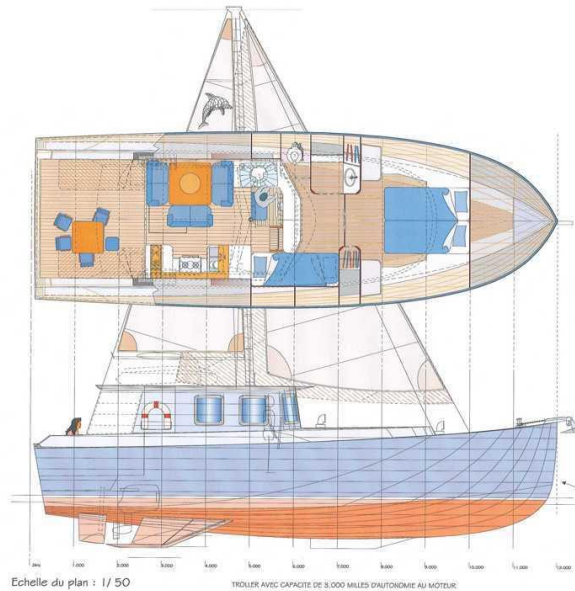
Engine Battery




Navigation Equipment



Anchor

Sails

Genoa Sail





Longueur au cockpit	= 4 m 92
Longueur hors tout	= 11 m 76
Longeur hors tout	= 3 m 39
Longeur hors tout	= 3 m 53
Tonnéau	= 1 m 00
Déplacement en charge	= 9 000 L
Déplacement au plein	= 11 500 L
Déplacement maximum	= 12 000 L
Capacité CO max	= 8 200 L
Poids en ordre de marche	= 2 000 kg
Puissance recommandée	= 2 x 75 cv
Fonds de coque	= 620 kg
Position helm	= 0,6/4
RM max (en Nouvelle-Calédonie)	= 60 000
Surface de gréement	= 12 m ² 00
Surface de frégate	= 12 m ² 40
Surface Bâcher	= 22 m ² 00

Présentation
JMF 39
Géométrie
Type #1 F32
Le 18/02/05

JMF 39
Départ : 18/02/05
Parquet : 12/02/05

STRONGALL®
Plan de
PRESENTATION
HYPER-ROBUSTE

